



# CREATIVE CITY BUILDER

INTELLIGENT COMMUNITY & HOME AUTOMATION & HOME SECURITY SOLUTIONS

## CLOUD INTERCOMS

-- U9 Talk DDNS Solution

## About Taichuan

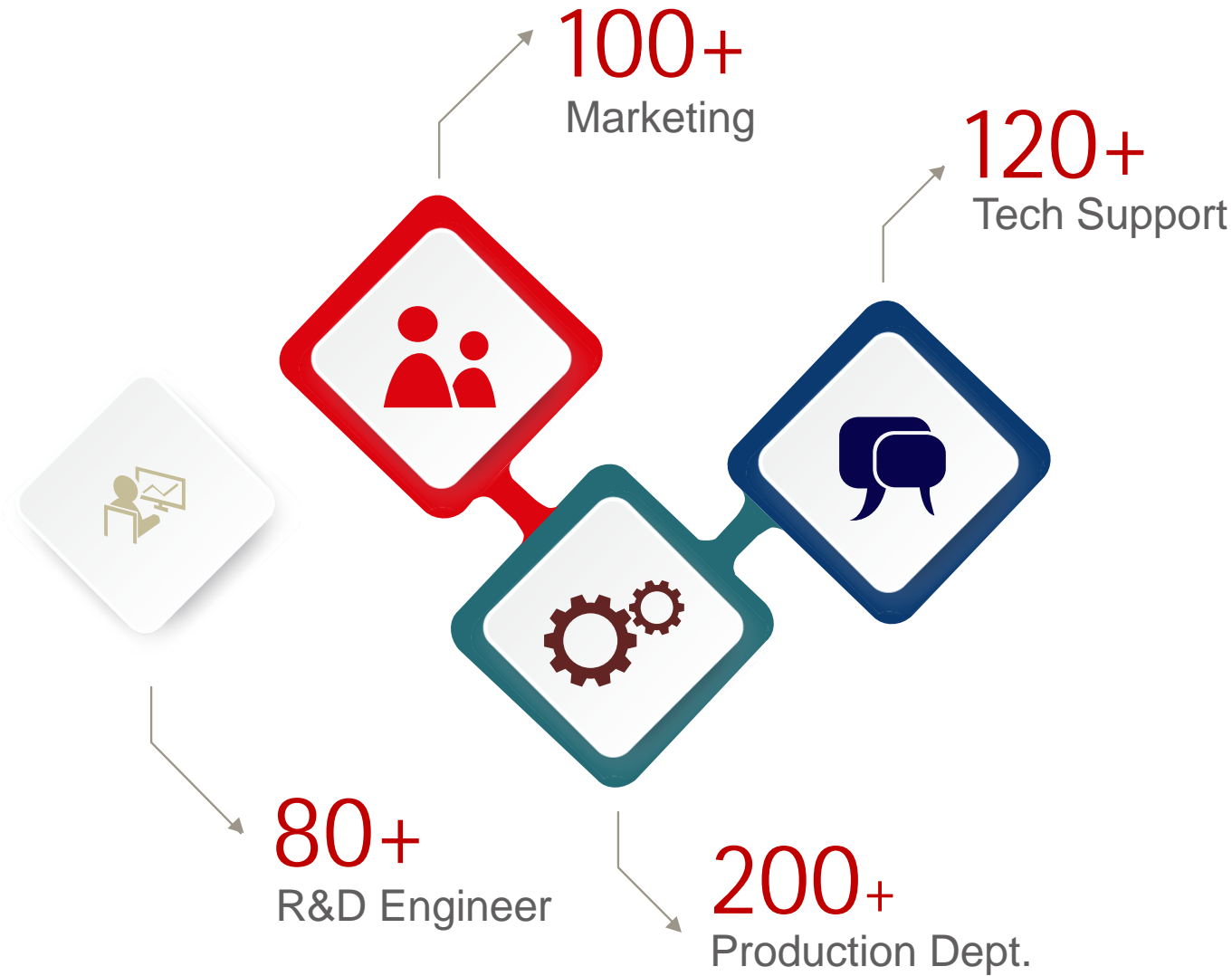


STOCK NO.  
8 3 2 2 1 4

Zuhai Taichuan Cloud Technology Co., Ltd is a leading enterprise of high technology community and home automation products manufacturer. Since it was founded in 1999, Taichuan is focusing on developing its career of video intercom for intelligent building, and continuously developing the advanced cloud technology for a creative city builder.

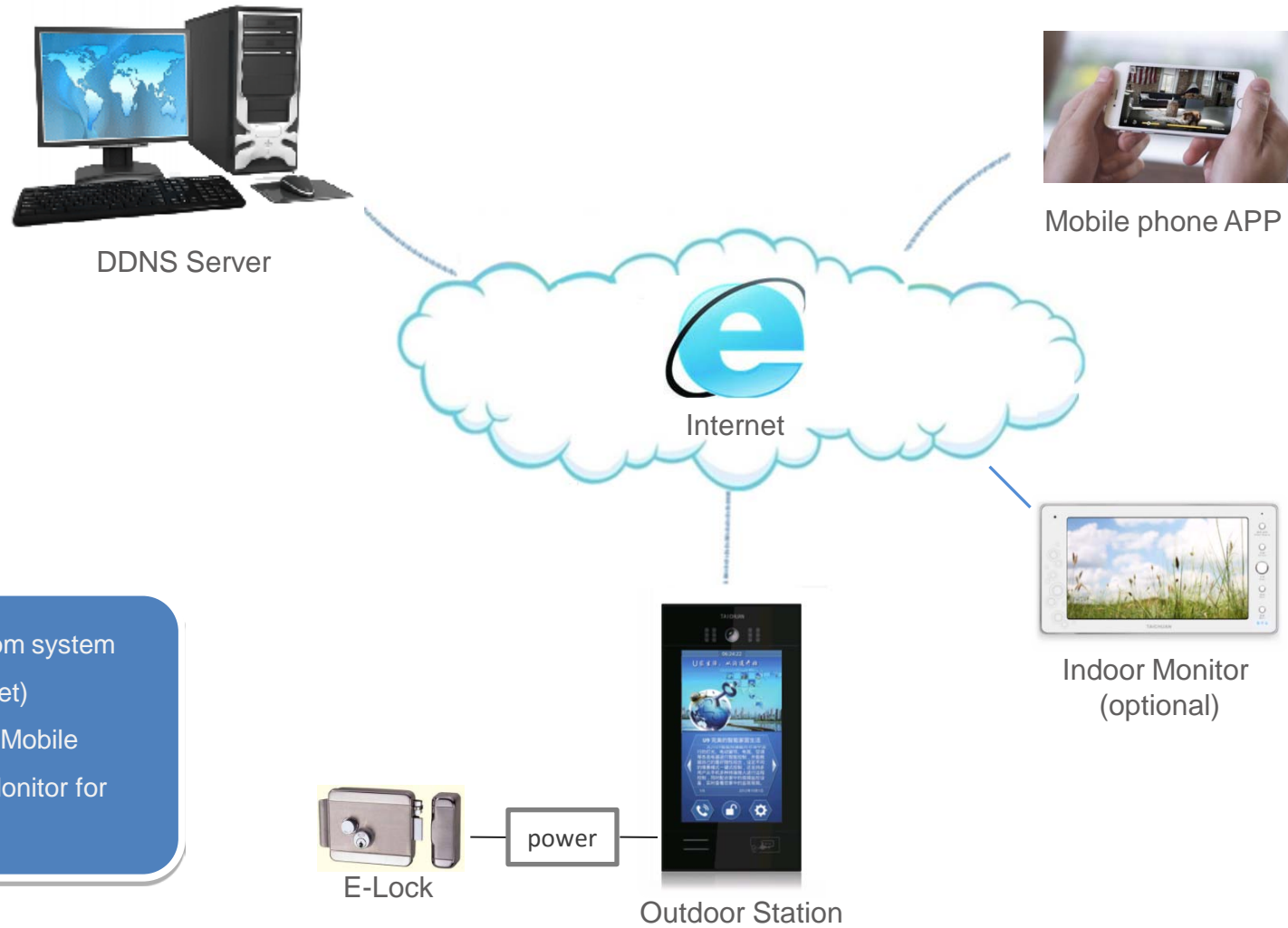
Now, Taichuan has already a top company in the market, Taichuan cooperated with many famous property developers in China. And its products and service obtained acceptance from property developers and users. Taichuan is committed to building the top brand in the intelligent community industry, focus on supplying professional products and solutions.





**500+**  
**Our Team**  
Service for Customer

# DDNS Solution



Whole Cloud Intercom system with wireless (Internet) connection, support Mobile Phone and Indoor Monitor for talking and unlock.

# Features

## Remote Controlling

Support mobile phone APP answer and open the door whenever and wherever you are.

## Support Indoor Monitor and Extension

Available to calling the Mobile APP and indoor monitor at the same time.

## Multiple Users


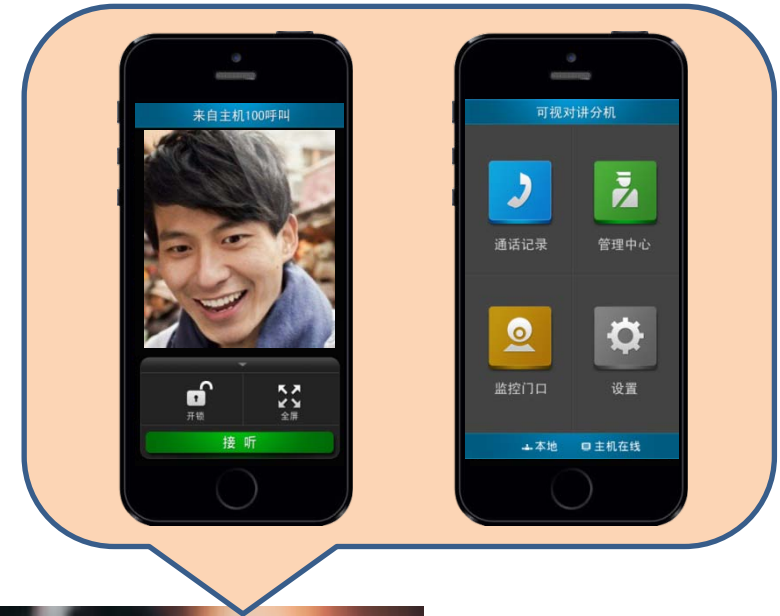
Receive the video alerts any place connection on your mobile device.

## Management

Visitor call log to check any one who call the door bell.

## Monitoring

Monitoring the outdoor station whenever with the mobile APP.



# DDNS Server

## DDNS Server Requirement:

1. 4 Core CPU, 4G DDR, 1TB HDD,
2. Static IP required.
3. Bandwidth required 50M based on 1000 apartment.

(DDNS Intercom Software offer by Taichuan)

The screenshot displays the 'File maintenance' window of the DDNS Server software. The interface includes a menu bar with options like 'Center Info', 'Doorphone Info', 'User Info', 'Operator set', 'ICard Info', and 'System set'. Below the menu is a search area with a 'Query' field, a 'Search' button, a 'Filter Object' dropdown set to 'Street', and a 'Filter' button. The main area contains a table with columns for Center call, Street No., Building, Unit, Serial, Type, Name, IP address, Subnet mask, and Gateway. The table lists various doorphone units and their associated IP addresses and network configurations. On the right side, there are buttons for 'Add', 'Modify', 'Delete', 'Empty', 'Export XLS', 'Backup', and 'Restore'. At the bottom, the operator is identified as '系统管理员'.

| Center call | Street No. | Building | Unit | Serial | Type           | Name                    | IP address  | Subnet mask   | Gateway     |
|-------------|------------|----------|------|--------|----------------|-------------------------|-------------|---------------|-------------|
| 00          |            |          | 00   | 0      | Main entrance  | Head doorphone          | 192.168.3.6 | 255.255.255.0 | 172.16.1.1  |
| 000100      | 00         | 01       | 00   | 0      | Entrance of 1栋 |                         | 192.168.3.7 | 255.255.255.0 | 192.168.1.1 |
| 0101        | 00         | 01       | 00   | 01     | 0              | 4 No1. Unit01           | 172.16.5.1  | 255.255.0.0   | 172.16.1.1  |
| 0102        | 00         | 01       | 00   | 02     | 0              | 4 No1. Unit02           | 172.16.5.1  | 255.255.0.0   | 172.16.1.1  |
| 0103        | 00         | 01       | 00   | 03     | 0              | 4 No1. Unit03           | 172.16.5.1  | 255.255.0.0   | 172.16.1.1  |
| 0104        | 00         | 01       | 00   | 04     | 0              | 4 No1. Unit04           | 172.16.5.1  | 255.255.0.0   | 172.16.1.1  |
| 010101      | 00         | 01       | 01   | 01     | 0              | 4 No1. Building01Unit01 | 172.16.5.1  | 255.255.0.0   | 172.16.1.1  |
| 010102      | 00         | 01       | 01   | 02     | 0              | 4 No1. Building01Unit02 | 172.16.5.1  | 255.255.0.0   | 172.16.1.1  |
| 010103      | 00         | 01       | 01   | 03     | 0              | 4 No1. Building01Unit03 | 172.16.5.1  | 255.255.0.0   | 172.16.1.1  |
| 010104      | 00         | 01       | 01   | 04     | 0              | 4 No1. Building01Unit04 | 172.16.5.1  | 255.255.0.0   | 172.16.1.1  |
| 010201      | 00         | 01       | 02   | 01     | 0              | 4 No1. Building02Unit01 | 172.16.5.1  | 255.255.0.0   | 172.16.1.1  |
| 010202      | 00         | 01       | 02   | 02     | 0              | 4 No1. Building02Unit02 | 172.16.5.1  | 255.255.0.0   | 172.16.1.1  |
| 010203      | 00         | 01       | 02   | 03     | 0              | 4 No1. Building02Unit03 | 172.16.5.1  | 255.255.0.0   | 172.16.1.1  |
| 010204      | 00         | 01       | 02   | 04     | 0              | 4 No1. Building02Unit04 | 172.16.5.1  | 255.255.0.0   | 172.16.1.1  |
| 0201        | 00         | 02       | 00   | 01     | 0              | 4 No2. Unit01           | 172.16.5.1  | 255.255.0.0   | 172.16.1.1  |
| 0202        | 00         | 02       | 00   | 02     | 0              | 4 No2. Unit02           | 172.16.5.1  | 255.255.0.0   | 172.16.1.1  |
| 0203        | 00         | 02       | 00   | 03     | 0              | 4 No2. Unit03           | 172.16.5.1  | 255.255.0.0   | 172.16.1.1  |
| 0204        | 00         | 02       | 00   | 04     | 0              | 4 No2. Unit04           | 172.16.5.1  | 255.255.0.0   | 172.16.1.1  |
| 020101      | 00         | 02       | 01   | 01     | 0              | 4 No2. Building01Unit01 | 172.16.5.1  | 255.255.0.0   | 172.16.1.1  |
| 020102      | 00         | 02       | 01   | 02     | 0              | 4 No2. Building01Unit02 | 172.16.5.1  | 255.255.0.0   | 172.16.1.1  |

Operator: 系统管理员

# Device List

| Device                                      | Photos   | Qty                    | Remark   |
|---|--|------------------------|--|
| Cloud Intercom Outdoor Station for optional |    | 1                      | Connect to Internet for cloud intercoms<br>Unlock available by IC/ID card                |
| Cloud Intercom Indoor Monitor (Optional)    |    | By Project Requirement | Cloud Intercom for unlock the gate, monitor the gate, Support the Home Automation system |
| E-Lock (Accessories)                        |    | 1                      | E-Lock to the outdoor station  |
| DDNS Server                                 |  | 1                      | One DDNS Server with static IP.<br>Available to configure different project              |



# THANK YOU!



**ZHUHAI TAICHUAN CLOUD TECHNOLOGY CO., LTD.**

Intelligent Community & Home Automation & Home Security Solutions

Add: Taichuan Industrial Park, 611 Huawei Road, Qianshan Technopark,  
Zhuhai City 519060, Guangdong, China.

Tel: +86 756 8665169; 8665566 ext. 569

Fax: +86 756 8665566

Mail: [globalmarket@taichuan.com](mailto:globalmarket@taichuan.com)

Web: [www.taichuan.com](http://www.taichuan.com)

